

Wall sleeves



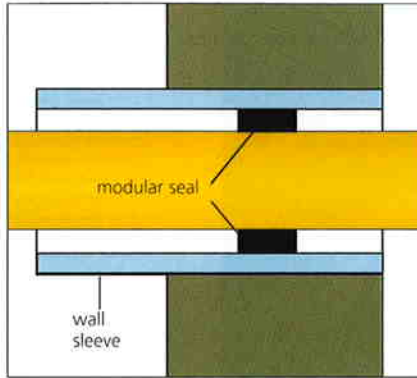

In brief...

- Wall sleeves of fibre-cement or steel are concreted into building constructions at those points in the wall-work where pipes will later go through.

Assembly notice :

Use only our SGM modular seals to ensure absolute sealing of the space between sleeved wall opening and pipe (annulus) – details in our modular seals leaflet –.

Fibre-cement wall sleeves

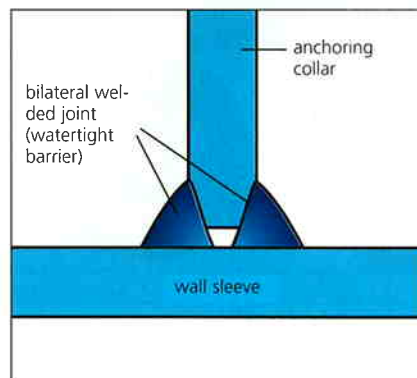


SGM fibre-cement wall sleeves are excellent for use with concrete. Their grooved exterior surface and homogenous material ensures the total join.

Fibre-cement wall sleeves are competitively priced and offer substantial advantages such as :

- the same thermal expansion coefficient as concrete.
- no corrosion.
- the possibility of adjustment after installation.
- its projection beyond the wall vertical if wished (whereby the modular seal ring must be seated inside the actual wall thickness – see diagram –).
- its use as a formwork for making round wall openings.

Steel wall sleeves



SGM steel wall sleeves are fitted with an anchoring collar **welded on right round and on both sides** (see diagram).

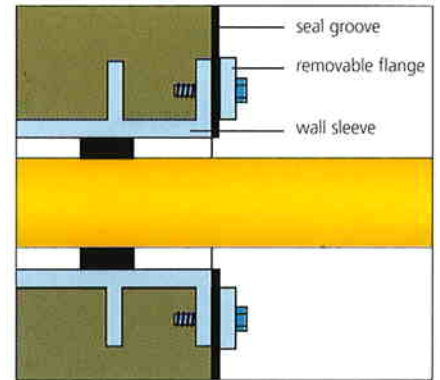
This bilaterally-joined anchor guarantees not only a firm fit in the wall but also presents an absolutely watertight barrier.

SGM steel wall sleeves are available with collars of different sizes and forms, and (depending on requirements) with or without :

- protection against corrosion
- undercoating
- galvanization

Steel wall sleeves – special constructions

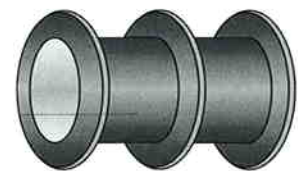
Our steel wall sleeves range includes many special constructions for differing applications :



SGM sleeves with removable flanges provide a perfect water sealing when installed in seal grooves.



- ☒ with welded or removable anchoring collar, for fitting into a seal groove, (see drawing above).
- ☒ with several anchoring collars.

- ☒ with one or two anchoring collars to fit flush with the wall.



- with anchoring collars of various forms and sizes.

All special constructions are also available as wall sleeve bundles.



Wall sleeves in VA stainless steel



SGM V2A and V4A sleeves are entirely corrosion resistant. The VA stainless steel has about twice the strength of normal steel.

Hence VA steel sleeves are half the thickness of that laid down by DIN 2458; with no reduction in their stability.

Security notice

Do not use any smooth plastic pipe sections as substitute for wall sleeves!

A positive watertight sealing can not be achieved without taking additional measures.

Because of differences in thermal coefficients of expansion between plastic and concrete and because of heat emission during concrete setting, plastic pipe sections can not be cemented in to achieve a watertight fit.

Products available

Fibre-cement sleeves

inside ø	outside ø (approx.)	max. length available (mm)	
80 mm	104 mm	1000	from stock, in all lengths available (also oblique cut).
100 mm	124 mm	1250	
125 mm	151 mm	1000	
150 mm	178 mm	1250	
200 mm	234 mm	1250	
250 mm	286 mm	1250	
300 mm	342 mm	1250	
350 mm	388 mm	1250	
400 mm	442 mm	1250	
450 mm	495 mm	1250	
500 mm	550 mm	1250	
600 mm	660 mm	1250	
700 mm	775 mm	1000	
800 mm	890 mm	1000	
900 mm	1000 mm	1000	
1000 mm	1120 mm	1000	
1100 mm	1220 mm	1000	
1200 mm	1320 mm	1000	
1300 mm	1420 mm	1000	

Dimensions and technical data according to DIN 19840 and 19850.

Steel wall sleeves

Available in accordance with DIN 2458 (normal wall thickness) in all diameters, all lengths.

Delivery time depending on the option : 1 to 2 weeks.

VA steel wall sleeves

Available according to DIN 2463 and in the dimensions set up by the cellulose industry. For the latter : DN = inside diameter of the pipe.

Available in all diameters and all lengths.

Wall thickness = 50% of the normal wall thickness (DIN 2458).

Delivery time, depending on variation required : 1 to 2 weeks.